

S3Z SERIES

The high operating distances and cost-effective price, makes the **S3Z** series in the miniature format with dimensions and standard fixing affirmed in the market, in particular in Far-East. Different models are available: 15 m through beam, 4 m polarised retroreflex, 2m polarized for transparent, 70 cm diffuse proximity and narrow beam for between 50 and 150 mm. Moreover, a new 5 to 25 cm background suppression model with multi-turn mechanical trimmer setting is available. Versions with NPN or PNP output, with dark or light operating mode and with cable or M8 connection are foreseen. The plastic housing is completely overprinted, guaranteeing maximum mechanical protection also in presence of frequent washing.



HIGHLIGHTS

- 2m polarized for transparent detection
- 50-250 mm background suppression
- 1 m proximity, 15 cm with narrow beam
- 4 m polarised retroreflex
- 15 m through beam
- Standard 3 wire output configuration
- IP67 mechanical protection
- Interference prevention allows two units to be mounted in close proximity (polarized retro-reflective, diffused and background suppression).

APPLICATIONS


Automotive




Beverage & Bottling



Packaging lines

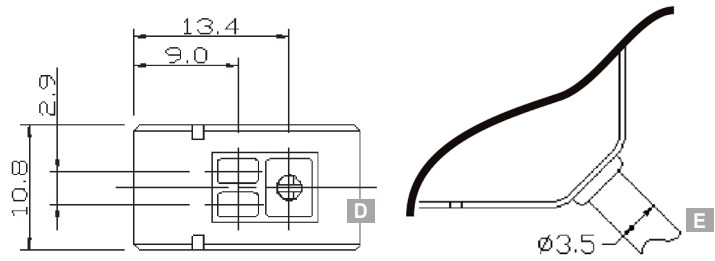
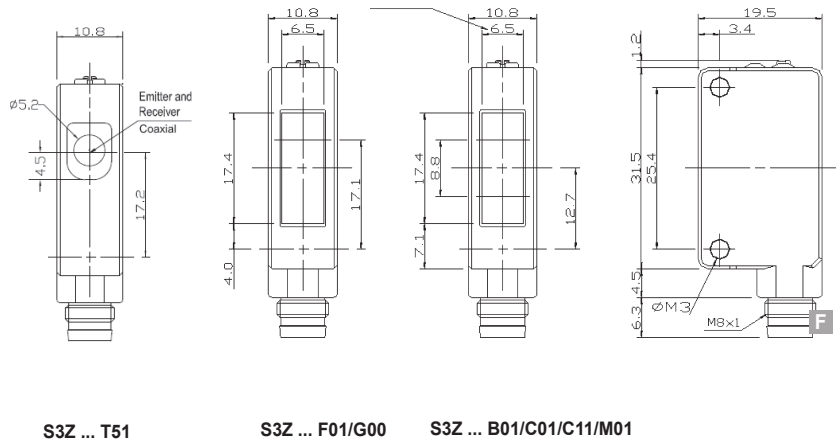


INDICATORS AND SETTING



- A** Output status LED
- B** Power on LED (S3Z ... G00)
- C** Stability LED
- D** Sensitivity trimmer
- E** Cable output
- F** M8 connector output

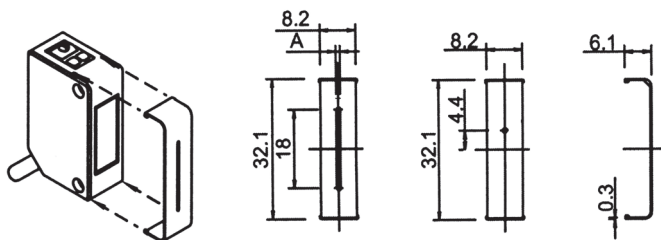
DIMENSIONS



SLIT

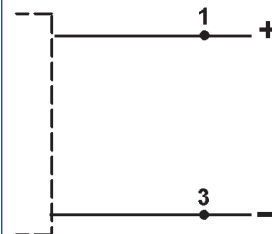
Two different slit models, with rectangular or circular slot, can be easily mounted on the front side of the through beam sensors to reduce the emission beam. The resolution and the minimum object detectable can be improved with the slit positioned on the receiver (S3Z...F01). The installation of the two aligned sensor couples is eased by mounting the slit also on the emitter (S3Z...G00), avoiding reciprocal interference. The slit reduces the operating distance as shown in the following table.

Slit		Operating distance		Minimum object detectable (mm)	
Model	Width (mm)	Used on F01	Used on F01 and G00	Used on F01	Used on F01 and G00
S3Z-SLIT1	Ø 0.5	0.8	0.08	5	0.3
S3Z-SLIT2	Ø 1	1.5	0.3	5	0.6
S3Z-SLIT3	Ø 2	2.5	1.2	5	1.5
S3Z-SLIT4	0.5x18	2.5	1	7	0.5
S3Z-SLIT5	1x18	3.5	1.5	7	1
S3Z-SLIT6	2x18	6	3.5	7	2




CONNECTIONS

S3Z ... B01/C01/C11/M01/T51



M8 CONNECTOR



TECHNICAL DATA

TECHNICAL NOTES

¹Limit values

²Average life of 100.000 h with T_A=+25°C

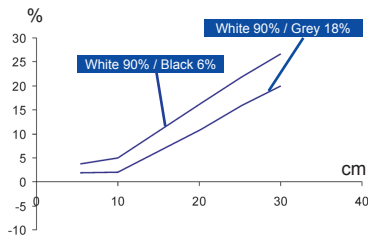
³A - reverse polarity protection

B - overload and short-circuit protection (B01/C01/C11/F01 VERS.)


		S3Z-PR-2-B01	S3Z-PR-2-C01	S3Z-PR-2-C11	S3Z-PR-2-F01	S3Z-PR-2-G00	S3Z-PR-2-M01	S3Z-PR-2-T51	S3Z-PR-5-B01	S3Z-PR-5-C01	S3Z-PR-5-C11	S3Z-PR-5-F01	S3Z-PR-5-G00	S3Z-PR-5-M01	S3Z-PR-5-T51
Narrow beam proximity operating distance:	50 ... 150 mm		•							•					
Diffuse proximity operating distance:	0 ... 70 cm			•							•				
Polarized retroreflex operating distance:	0.05 ... 4 m (on R5)	•							•						
Polarized for transparent	0... 2 m (on R2)							•							•
Through beam operating distance:	0 ... 15 m				•	•							•	•	
Background suppression distance:	50 ... 250 mm						•							•	
Power supply:	10 ... 30 Vdc ¹	•	•	•	•	•	•	•	•	•	•	•	•	•	•
Consumption:	30 mA max.	•	•	•	•	•	•	•	•	•	•	•	•	•	•
Light emission²:	red LED 665 nm	•	•				•	•	•	•				•	•
	infrared LED 870 nm			•		•					•		•		•
Setting:	sensitivity trimmer	•	•	•	•		•	•	•	•	•	•	•	•	•
Indicators:	yellow OUTPUT LED	•	•	•	•		•	•	•	•	•	•	•	•	•
	green STABILITY LED	•	•	•	•		•	•	•	•	•	•	•	•	•
	green POWER ON LED					•							•		
Output type:	PNP or NPN (refer to table)	•	•	•	•		•	•	•	•	•	•	•	•	•
Operating mode:	dark or light (refer to table)	•	•	•	•		•	•	•	•	•	•	•	•	•
Saturation voltage:	≤2 V	•	•	•	•		•	•	•	•	•	•	•	•	•
Response time:	1 ms			•	•		•	•	•	•	•	•	•	•	•
Switching frequency:	500 Hz	•	•	•	•		•	•	•	•	•	•	•	•	•
Output current:	≤100 mA	•	•	•	•		•	•	•	•	•	•	•	•	•
Connection:	2 m cable, Ø 3.5 mm	•	•	•	•		•	•	•	•	•	•	•	•	•
	4-pole M8 connector														
Mechanical protection:	IP67	•	•	•	•	•	•	•	•	•	•	•	•	•	•
Protection devices:	A, B ³	•	•	•	•	•	•	•	•	•	•	•	•	•	•
Housing material:	PC / PBT	•	•	•	•	•	•	•	•	•	•	•	•	•	•
Lens material:	PMMA	•					•	•	•	•	•	•	•	•	•
	PC		•	•	•	•			•	•	•	•	•	•	•
Weight:	10 g								•	•	•	•	•	•	•
	50 g	•	•	•	•	•	•	•	•	•	•	•	•	•	•
Operating temperature:	-25 ... +55°C	•	•	•	•	•	•	•	•	•	•	•	•	•	•
Storage temperature:	-25 ... +70°C	•	•	•	•	•	•	•	•	•	•	•	•	•	•
Standard reference:	EN 60947-5-2	•	•	•	•	•	•	•	•	•	•	•	•	•	•

READING DIAGRAM

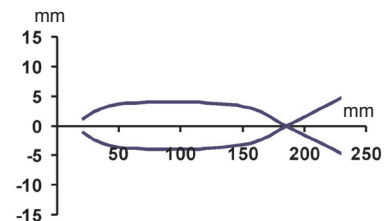
DETECTION AREA - BACKGROUND SUPPRESSION



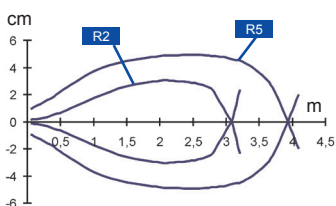
DETECTION AREA - DIFFUSE PROXIMITY



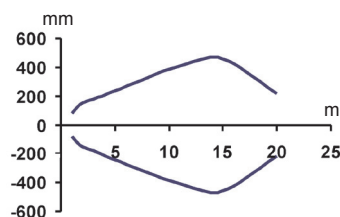
DETECTION AREA-NARROW BEAM PROXIMITY



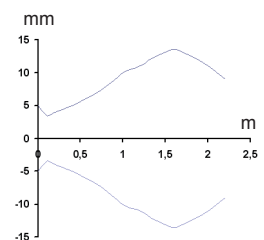
DETECTION AREA - POLARISED RETROREFLEX



DETECTION AREA - THROUGH BEAM



DETECTION AREA - FOR TRANSPARENT



MODEL SELECTION ORDER

MODEL	FUNCTION	CONNECTION	OUTPUT	ORDER NO.
S3Z-PR-2-C01-PL	narrow beam proximity	cable	PNP - light	95B010040
S3Z-PR-5-C01-PL	narrow beam proximity	M8 connector	PNP - light	95B010050
S3Z-PR-2-C01-PD	narrow beam proximity	cable	PNP - dark	95B010060
S3Z-PR-5-C01-PD	narrow beam proximity	M8 connector	PNP - dark	95B010070
S3Z-PR-2-C01-NL	narrow beam proximity	cable	NPN - light	95B010200
S3Z-PR-5-C01-NL	narrow beam proximity	M8 connector	NPN - light	95B010210
S3Z-PR-2-C01-ND	narrow beam proximity	cable	NPN - dark	95B010220
S3Z-PR-5-C01-ND	narrow beam proximity	M8 connector	NPN - dark	95B010230
S3Z-PR-2-C11-PL	diffuse proximity	cable	PNP - light	95B010000
S3Z-PR-5-C11-PL	diffuse proximity	M8 connector	PNP - light	95B010010
S3Z-PR-2-C11-PD	diffuse proximity	cable	PNP - dark	95B010020
S3Z-PR-5-C11-PD	diffuse proximity	M8 connector	PNP - dark	95B010030
S3Z-PR-2-C11-NL	diffuse proximity	cable	NPN - light	95B010160
S3Z-PR-5-C11-NL	diffuse proximity	M8 connector	NPN - light	95B010170
S3Z-PR-2-C11-ND	diffuse proximity	cable	NPN - dark	95B010180
S3Z-PR-5-C11-ND	diffuse proximity	M8 connector	NPN - dark	95B010190
S3Z-PR-2-B01-PL	polarized retroreflex	cable	PNP - light	95B010080
S3Z-PR-5-B01-PL	polarized retroreflex	M8 connector	PNP - light	95B010090
S3Z-PR-2-B01-PD	polarized retroreflex	cable	PNP - dark	95B010100
S3Z-PR-5-B01-PD	polarized retroreflex	M8 connector	PNP - dark	95B010110
S3Z-PR-2-B01-NL	polarized retroreflex	cable	NPN - light	95B010240
S3Z-PR-5-B01-NL	polarized retroreflex	M8 connector	NPN - light	95B010250
S3Z-PR-2-B01-ND	polarized retroreflex	cable	NPN - dark	95B010260
S3Z-PR-5-B01-ND	polarized retroreflex	M8 connector	NPN - dark	95B010270
S3Z-PR-2-FG01-PL	through beam	cable	PNP - light	95B010120
S3Z-PR-5-FG01-PL	through beam	M8 connector	PNP - light	95B010130
S3Z-PR-2-FG01-PD	through beam	cable	PNP - dark	95B010140
S3Z-PR-5-FG01-PD	through beam	M8 connector	PNP - dark	95B010150
S3Z-PR-2-FG01-NL	through beam	cable	NPN - light	95B010280
S3Z-PR-5-FG01-NL	through beam	M8 connector	NPN - light	95B010290
S3Z-PR-2-FG01-ND	through beam	cable	NPN - dark	95B010300
S3Z-PR-5-FG01-ND	through beam	M8 connector	NPN - dark	95B010310
S3Z-PR-2-M01-PL	background suppression	cable	PNP - light	95B010330
S3Z-PR-5-M01-PL	background suppression	M8 connector	PNP - light	95B010350
S3Z-PR-2-M01-NL	background suppression	cable	NPN - light	95B010320
S3Z-PR-5-M01-NL	background suppression	M8 connector	NPN - light	95B010340
S3Z-PR-2-T51-ND	transparent polarized	cable	NPN - dark	95B010390
S3Z-PR-2-T51-PD	transparent polarized	cable	PNP - dark	95B010380
S3Z-PR-5-T51-ND	transparent polarized	M8 connector	NPN - dark	95B010370
S3Z-PR-5-T51-PD	transparent polarized	M8 connector	PNP - dark	95B010360

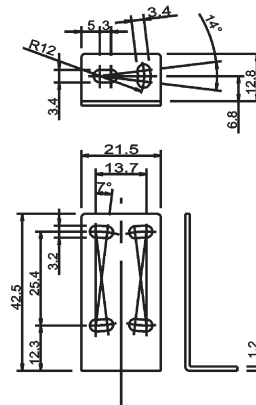


ACCESSORY SELECTION

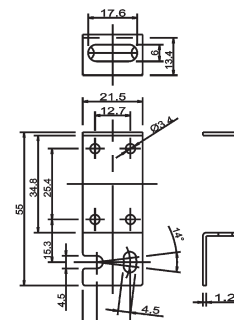
MODEL	DESCRIPTION	ORDER NO.
ST-5039	L-shaped fixing bracket	95ACC2270
ST-5040	protection bracket with vertical fixing (only for cable versions)	95ACC2280
ST-5046	protection bracket with horizontal fixing	95ACC2370
S3Z-SLIT1	Ø 0,5 mm slit for through beam	95ACC2470
S3Z-SLIT2	Ø 1 mm slit for through beam	95ACC2480
S3Z-SLIT3	Ø 2 mm slit for through beam	95ACC2490
S3Z-SLIT4	0,5x18 mm slit for through beam	95ACC2500
S3Z-SLIT5	1x18 mm slit for through beam	95ACC2510
S3Z-SLIT6	2x18 mm slit for through beam	95ACC2520

ACCESSORY

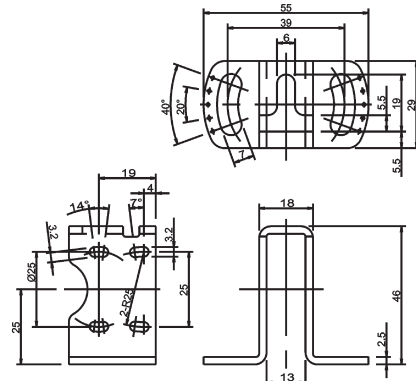
ST-5039



ST-5040



ST-5046



The company endeavours to continuously improve and renew its products; for this reason the technical data and contents of this catalogue may undergo variations without prior notice. For correct installation and use, the company can guarantee only the data indicated in the instruction manual supplied with the products.

Rev. 01, 04/2010

